



Police Services Budget Workshop

May 8, 2024



ORANGE COUNTY
SHERIFF'S DEPARTMENT

RSM Police Budget and Staffing



RSM Police Services Budget Overview

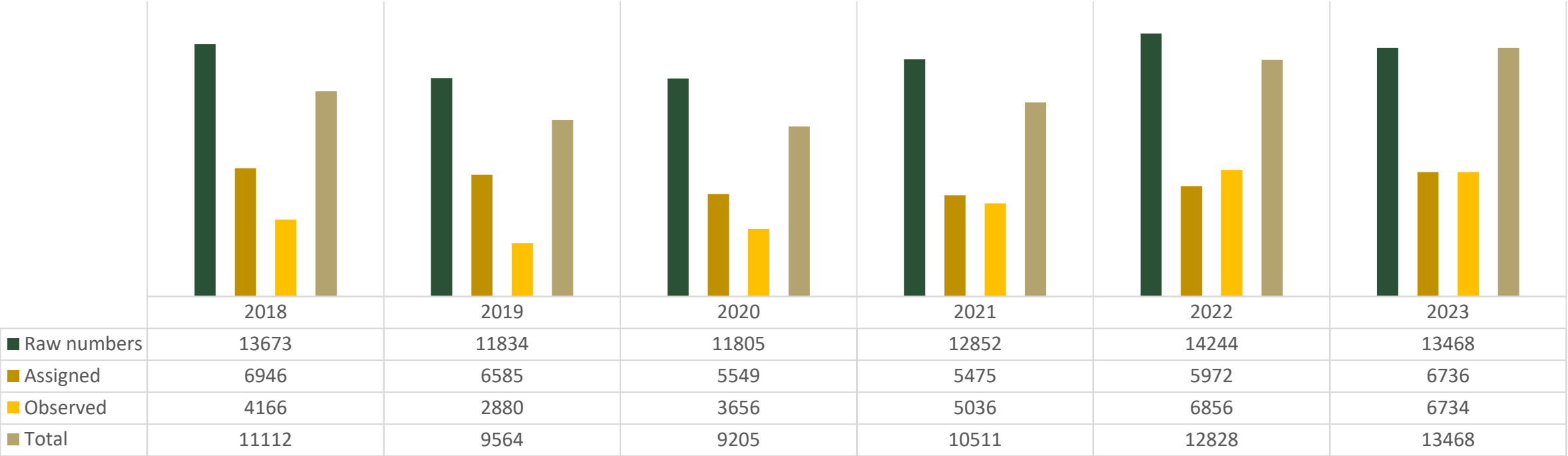
2021/2022: \$10,345,584 (+4.38%, \$452,675)
2022/2023: \$10,798,259 (+4.38%, \$452,675)
2023/2024: \$10,607,898 (-1.76%, \$190,361)/Amended
2023/2024: \$10,985,365 (+3.56%, \$377,467)
2024/2025: \$11,853,107 (+7.90%, \$867,742)

RSM Police Services Staffing

1 Captain
3 Sergeants (1 Admin + 2 Patrol)
1 Investigator
21 Deputies
1.33 Investigative Assistants
2 Community Service Officers
1 Crime Prevention Specialist

Budget increase primarily due to negotiated MOU's approved by the Orange County Board of Supervisors

RSM CALLS FOR SERVICE



RSM	2020	2021	2022	2023
P1	4:59	4:38	4:54	5:04

RSM CALLS FOR SERVICE



RANCHO SANTA MARGARITA POLICE SERVICES

- **2019/2020:** CFS volume decreased (due to the COVID-19 pandemic)
- **2021:** CFS increased back to the accepted five-year average
- **2022:** CFS significantly increased, far above the five-year average (20%)
- **2023:** CFS decreased by over 700 calls



WORKLOAD BASED APPROACH/PAM RESULTS*



WHAT IS IT?

COMPREHENSIVE ATTEMPT TO DETERMINE APPROPRIATE WORKFORCE LEVELS

BENEFITS:

- Considers actual police workload
- Staffing based on demand for service
- Considers agency-specific features, characteristics, and preferences
- Accounts for environmental and agency specific variables

RECOMMENDATION:

MAINTAIN CURRENT LEVEL OF DEPUTIES

MONITOR INCREASE IN CALLS FOR SERVICE

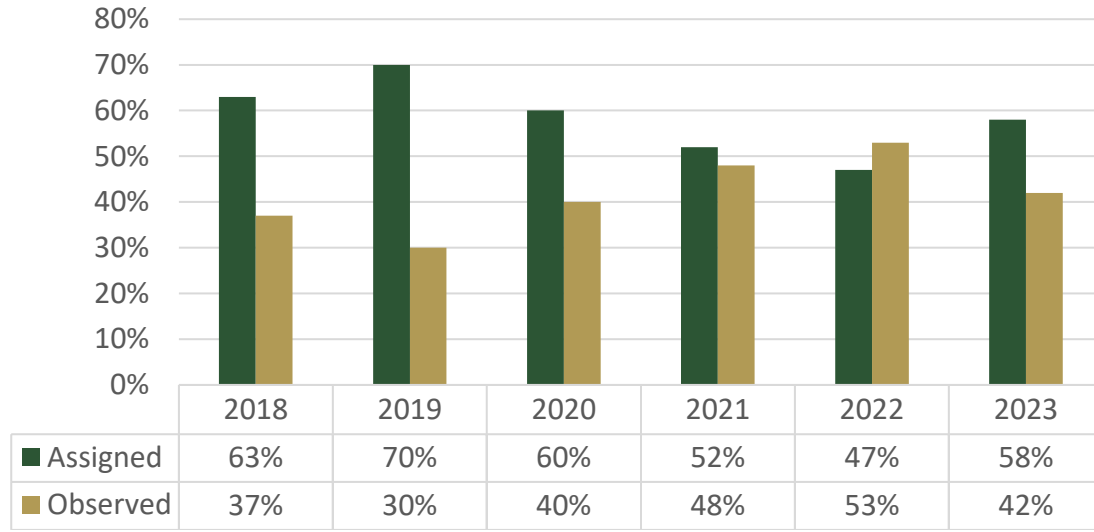
**Michigan State University, "A Performance-Based Approach to Police Staffing and Allocation."*



CONSUME TIME VS NON-CONSUME TIME



RSM CALLS FOR SERVICE ASSIGNED %



60% CONSUME TIME (CT)*

Public-initiated calls for service
Deputy-initiated calls for service
Directed patrol
Report writing/booking evidence

40% NON-CONSUME TIME, consistent levels of 40% non consume time result in better decision-making, better-quality service and a safer city.

- Proactive policing/engagement
- Crime prevention

Team/Shift Training Post Mandates/Debriefs
Administrative tasks/Meals/Personal Breaks

CRIME TRENDS

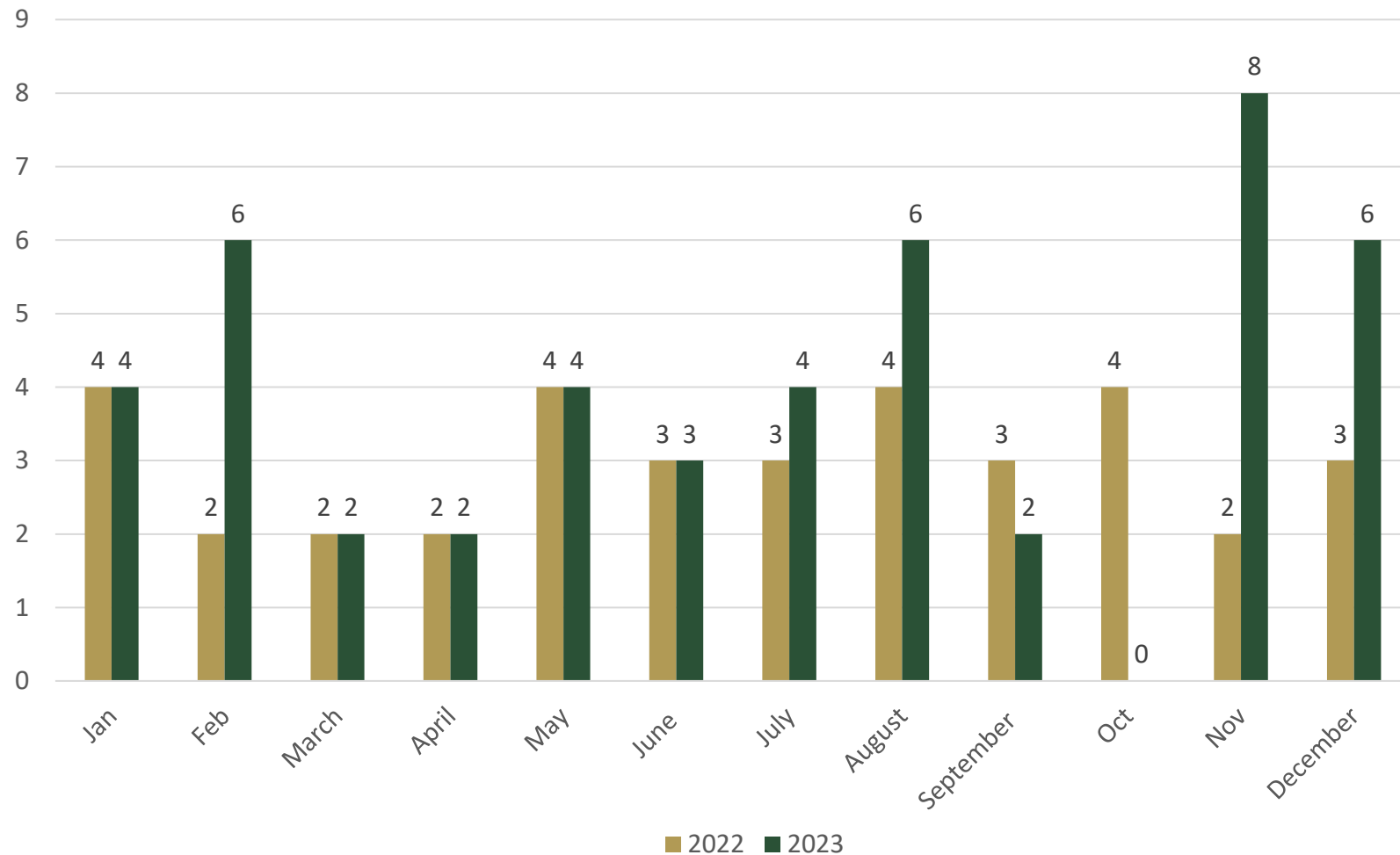


- Property thefts/Commercial thefts (range from 2-8 per month)
- Graffiti
- Fraud/Cyber Crimes
- E-bike and pedestrian safety/RSM E-bike safety initiative

THEFT FROM LOCAL BUSINESSES



2022-2023



TRAFFIC STATISTICS

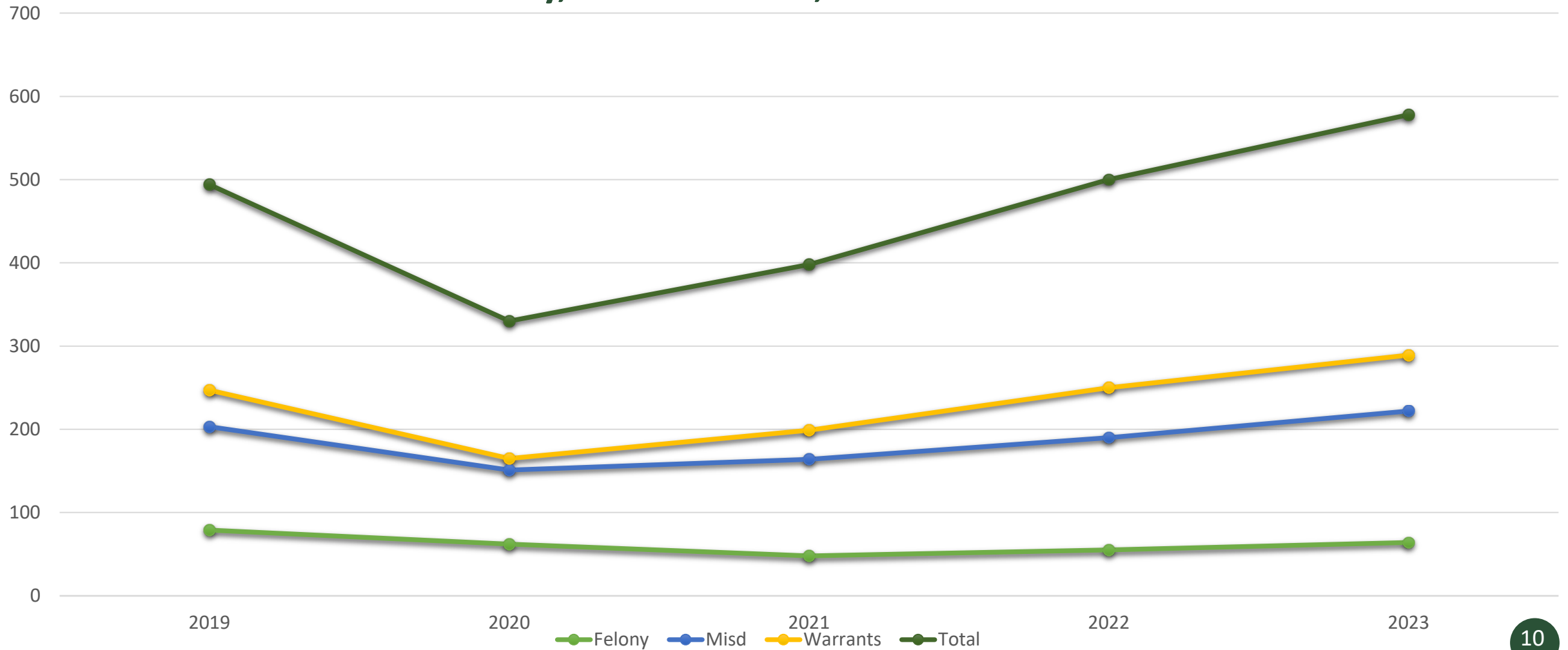


Traffic Statistics	2019	2020	2021	2022	2023
Fatal Accidents	1	0	1	3	0
Injury Traffic Accidents	45	26	34	48	41
Non-Injury Traffic Accidents	98	86	93	83	70
Accidents (Private Property)	13	20	21	19	17
Parking Citations		462	824	1347	1478
Tows		86	120	148	244

ARRESTS



Felony, Misdemeanor, Warrant Arrests



FY 2024/2025 STAFFING AND PRIORITIES



- No additional staffing recommendations
- Priorities/current crime trends
 - Graffiti
 - Met with private stakeholders to suggest use of technology and partner with RSM Team
 - E-bike Safety/E-Bike Safety Initiative
 - Changed our School Safety Deputy's Schedule
 - Thefts/Patrol team working closely with Investigations/South DET
- Community Engagement: averaging 5-6 events per month for outreach and engagement/Crime Prevention Strategies
- Introduced Citizens Academy, Teen Academy, Parent Project, Loving Solutions, Learn with the Law, Teen and Technology, Bike X Event.

QUESTIONS



RSM, SAFEST CITY IN THE STATE

Captain Mihaela Kennedy

RSM Police Services

Brian Wayt

OCSD Executive Director

Administrative Services Command

