

CITY OF RANCHO SANTA MARGARITA

Public Hearing
2024-2025
Annual Action Plan
CDBG Funds

May 8, 2024

COMMUNITY DEVELOPMENT BLOCK GRANT - CDBG

- ▶ Formula grant
 - ▶ City has received CDBG since 2006
- ▶ All activities must meet a National objective:
 - ▶ Benefit low & moderate-income residents *
 - ▶ Eliminate conditions of slum & blight
 - ▶ Urgent need (e.g., disaster)

2024-2025 ANNUAL ACTION PLAN

- ▶ Annual Action Plan

- ▶ Annual expenditure plan that identifies the activities to be undertaken with CDBG funds

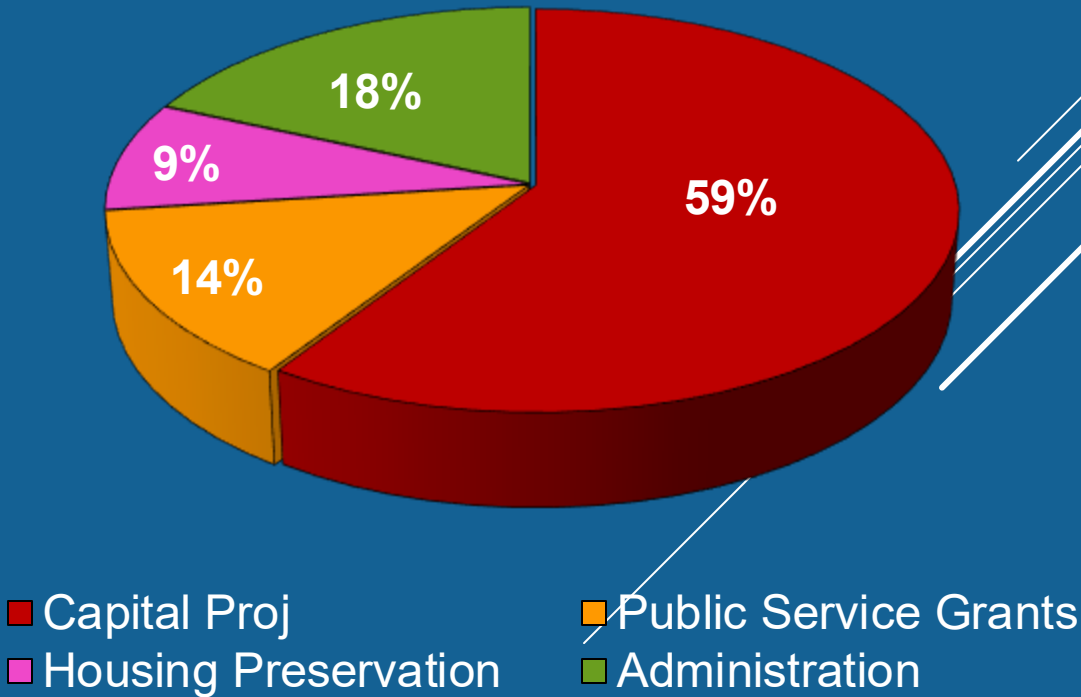
- ▶ April 24, 2024, City Council Meeting

- ▶ Staff presented preliminary FY 24-25 Expenditure Plan
 - ▶ Funding is allocated in 4 categories
 - ▶ Capital Improvements
 - ▶ Housing Preservation
 - ▶ Public Services
 - ▶ Administration

2024-2025 ACTION PLAN RECOMMENDATIONS

| CDBG FUNDS | AMOUNT |
|--|------------------|
| 2024-2025 CDBG Allocation <i>(Anticipated)</i> | \$210,055 |
| Prior Year CDBG Funds | \$19,547 |
| TOTAL 2024-25 CDBG FUNDS | \$229,602 |
| CDBG-FUNDED ACTIVITY | AMOUNT |
| Capital Improvements | |
| FY 24-25 ADA Curb Ramps | \$136,091 |
| Public Services (15% Cap) | |
| 4 Sub-recipients | \$31,500 |
| Housing Preservation | |
| Minor Home Repair Grants | \$20,000 |
| CDBG Administration (20% Cap) | |
| CDBG Admin/Fair Housing | \$42,011 |
| TOTAL 2024-25 EXPENDITURES | \$229,602 |

2024-2025 CDBG Allocation

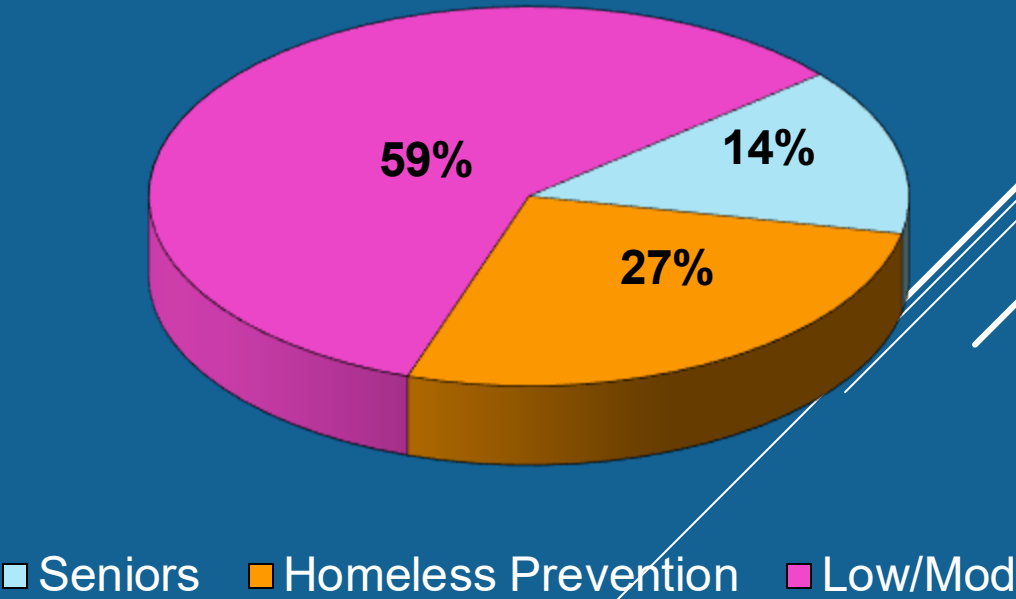


2024-2025 PUBLIC SERVICE GRANTS

CDBG COMMITTEE RECOMMENDATIONS

| CDBG APPLICANT | AMOUNT |
|------------------------------|----------|
| Age Well Senior Services | \$4,500 |
| Fair Housing Council OC | \$3,500 |
| Family Assistance Ministries | \$8,500 |
| RSM Cares | \$15,000 |

2024-2025 PUBLIC SERVICE GRANTS



FY 2024-2025 CDBG FUNDS

- May 7, 2024, HUD published 2024 CDBG Allocation
 - **\$208,305**

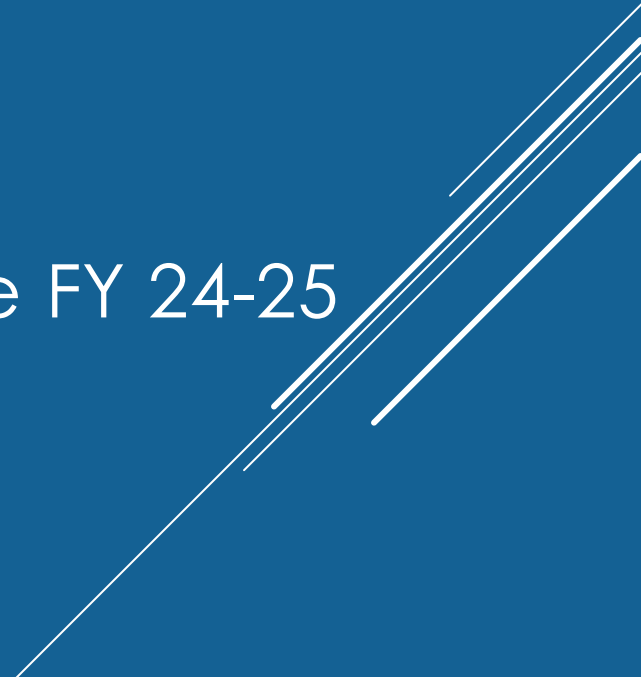
FY 23-24 vs FY 24-25 Funds

| FY 23-24 Allocation | FY 24-25 Allocation | Difference | % Change |
|------------------------|------------------------|------------|----------|
| \$216,552 | \$208,305 | \$(8,247) | -3.8% |

* FY 23-24 vs Anticipated FY 24-25 Funds *

| Anticipated FY 24-25 | FY 24-25 Allocation | Difference | % Change |
|-------------------------|------------------------|------------|----------|
| \$210,055 | \$208,305 | \$(1,750) | -0.83% |

RECOMMENDED ACTION

- ▶ Hold the required Public Hearing
 - ▶ Adopt a Resolution authorizing submission of the FY 24-25 Annual Action Plan to HUD
- 
- A series of several parallel white diagonal lines extending from the bottom right corner towards the center of the slide.